

INDOOR UNIT Wall mounted type

PKFY-P VBM-E PKFY-P VHM-E PKFY-P VKM-E



Elegant Design and Compact Dimensions Ideal for Offices, Stores and Residential Uses.




Capacity	P15	P20	P25	P32	P40	P50	P63	P100
VBM	●	●	●					
VHM				●	●	●		
VKM							●	●

4-way piping provides more flexibility in selecting installation sites

All piping including drainage can be connected from the rear, right, base, and left of the unit, providing much greater flexibility in piping and selecting installation site.

Flat panel & Pure white finish

All models have changed from the grill design, adopting the flat panel layout. Pursuing a design that harmonizes with virtually any interior, the unit color has been changed from white to pure white.



Built-in signal receiver

PKFY-P VBM features

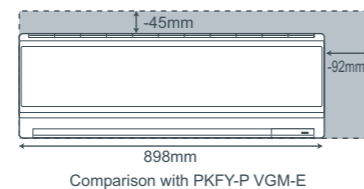
Compact profile

Quiet operation

PKFY-P VHM features

Compact size of 898mm

Width size reduced to match small size buildings and offices.



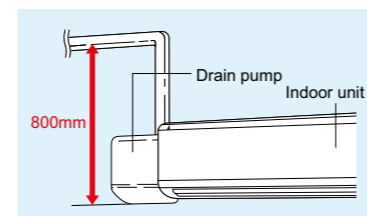
Comparison with PKFY-P VGM-E

Light unit

Approx. 3kg reduced from conventional model (P32-50). Easier installation.

Drain pump (option)

The optional drain pump allows the drain connection to be raised as high as 800mm, allowing more freedom in piping layout design.



Specifications

		PKFY-P15VBM-E	PKFY-P20VBM-E	PKFY-P25VBM-E	PKFY-P32VHM-E	PKFY-P40VHM-E	PKFY-P50VHM-E
Power source		1-phase 220-240V 50Hz / 1-phase 220V 60Hz					
Cooling capacity	*1 kW	1.7	2.2	2.8	3.6	4.5	5.6
	*1 BTU/h	5,800	7,500	9,600	12,300	15,400	19,100
Heating capacity	*1 kW	1.9	2.5	3.2	4.0	5.0	6.3
	*1 BTU/h	6,500	8,500	10,900	13,600	17,100	21,500
Power consumption	Cooling *4 kW	0.04					0.04
	Heating kW	0.04					0.03
Current	Cooling *4 A	0.20					0.40
	Heating A	0.20					0.30
External finish(Munsell No.)		Plastic (1.0Y 9.2/0.2)				Plastic (1.0Y 9.2/0.2)	
Dimension H x W x D		295 x 815 x 225 (11-5/8 x 32-1/8 x 8-7/8)			295 x 898 x 249(11-5/8 x 35-3/8 x 9-13/16)		
Net weight		10 (23)			13(29)		
Heat exchanger		Cross fin (Aluminum fin and copper tube)					
Fan	Type x Quantity	Line flow fan x 1					
	Airflow rate *2	m ³ /min 4.9-5.0-5.2-5.3		4.9-5.2-5.6-5.9		9-10-11	9-10.5-11.5
	(Lo-Mid2-Mid1-Hi) L/s	82-83-87-88		82-87-93-98		150-167-183	150-175-192
	cfm	173-177-184-187		173-184-198-208		318-353-388	318-371-406
External static pressure		Pa 0					
Motor	Type	1-phase induction motor			DC motor		
	Output kW	0.017			0.030		
Air filter		PP Honeycomb					
Refrigerant pipe diameter	Gas (Flare) mm(in.)	ø12.7 (ø1/2)					ø12.7 (ø1/2) / ø15.88 (ø5/8) (Compatible)
	Liquid (Flare) mm(in.)	ø6.35 (ø1/4)					ø6.35 (ø1/4) / ø9.52 (ø3/8) (Compatible)
Field drain pipe diameter		mm(in.) I.D.16 (5/8)					
Sound pressure level (Lo-Mid2-Mid1-Hi) *2 *3		dB(A) 29-31-32-33		29-31-34-36		34-37-41	34-38-41

Notes:

- *1 Cooling/Heating capacity indicates the maximum value at operation under the following condition.
Cooling Indoor : 27°C(81°F)DB/19°C(66°F)WB, Outdoor 35°C(95°F)DB
Heating Indoor : 20°C(68°F)DB, Outdoor 7°C(45°F)DB/6°C(43°F)WB
- *2 Airflow rate/Sound pressure level are in (low-middle2-middle1-high).
- *3 It is measured in anechoic room.
- *4 Electrical characteristic of cooling are included optional drain-pump.

		PKFY-P63VKM-E	PKFY-P100VKM-E
Power source		1-phase 220-230-240V 50Hz / 1-phase 220V 60Hz	
Cooling capacity	*1 kW	7.1	11.2
	*1 BTU/h	24,200	38,200
Heating capacity	*1 kW	8.0	12.5
	*1 BTU/h	27,300	42,600
Power consumption	Cooling *4 kW	0.05	
	Heating kW	0.04	
Current	Cooling *4 A	0.37	
	Heating A	0.30	
External finish(Munsell No.)		Plastic (1.0Y 9.2/0.2)	
Dimension H x W x D		365 x 1,170 x 295 (14-3/8 x 46-1/16 x 11-5/8)	
Net weight		21 (46)	
Heat exchanger		Cross fin (Aluminum fin and copper tube)	
Fan	Type x Quantity	Line flow fan x 1	
	Airflow rate *2	m ³ /min 16-20	20-26
	(Lo-Hi) L/s	267-333	333-433
	cfm	565-706	706-918
External static pressure		Pa 0	
Motor	Type	DC motor	
	Output kW	0.056	
Air filter		PP Honeycomb	
Refrigerant pipe diameter	Gas (Flare) mm(in.)	ø15.88 (ø5/8)	ø15.88 (ø5/8) / ø19.05 (ø3/4) (Compatible)
	Liquid (Flare) mm(in.)	ø9.52 (ø3/8)	
Field drain pipe diameter		mm(in.) I.D. 16(5/8)	
Sound pressure level (Lo-Hi) *2 *3		dB(A) 39-45	41-49

Notes:

- *1 Cooling/heating capacity indicates the maximum value at operation under the following condition.
Cooling Indoor : 27°C(81°F)DB/19°C(66°F)WB, Outdoor : 35°C(95°F)DB
Heating Indoor : 20°C(68°F)DB, Outdoor : 7°C(45°F)DB/6°C(43°F)WB
- *2 Airflow rate/Sound pressure level are in (low-high).
- *3 It is measured in anechoic room.
- *4 Electrical characteristic of cooling are included optional drain-pump.